

Trifilon BioLite[®]240


Art nr: BioLite240-10605-1
Natural Fibers Reinforced Polypropylene

1. Designation of product, preparation, and manufacturer

1.1 Trade name:	Trifilon BioLite240
1.2 Use of product:	Plastic compound for manufacture of injection moulded parts.
1.3 Manufacturer:	Trifilon AB Flättnaleden 6 611 45 Nyköping Sweden
1.4 Type of machine equipment:	Designed for use on standard screw injection moulding machine with open nozzle and non-return flow valve.

2. Storage and drying conditions

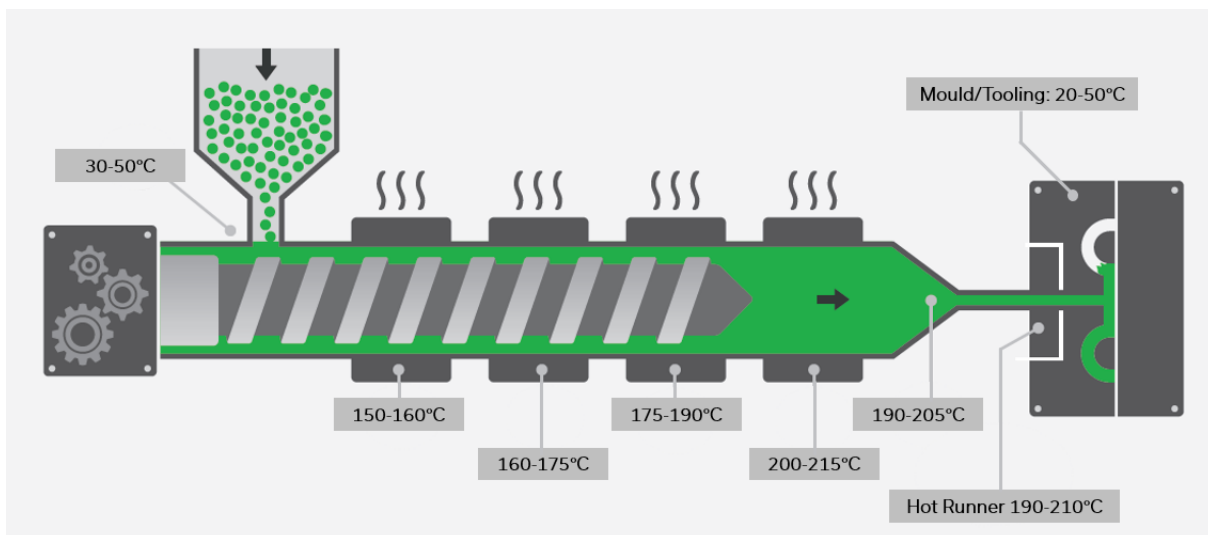
2.1 General advice:	Trifilon BioLite240 is a natural fiber reinforced thermoplastic compound based on virgin polypropylene. Residual moisture content of more than 0.3 % can result in evaporation during the injection process or in condensed moisture on the mould. To avoid problems related to evaporation, ensure material is thoroughly dried prior to use.
2.2 Storage conditions:	Store in a cool, dry location. Ensure good housekeeping practices during storage, transfer and handling of material. Keep octabins and big bags closed to prevent contamination. Opened goods should be used immediately or adequately resealed to avoid moisture uptake and contamination.
2.3 Storage conditions for finished products:	It is recommended to store the finished goods in a cool, dry place. Depending on the storage conditions and processing conditions used to mould the products, storage time may vary. Trifilon AB cannot provide any shelf life guarantees for finished goods. It is recommended that customers perform their own storage tests to adapt to their product and general storage environments.
2.4 Drying advice:	To ensure optimal results, drying is recommended at 80 - 100 °C for a period of 2 - 4 hours using a desiccant dryer if possible. For best results, the moisture content should be <0,2%. The recommended drying time can vary depending on storage conditions of material.



1. dry for 2-4 hours at 100°C.
2. use dehumidifier drier if possible.
3. moisture content should be <0,2%

3. Processing conditions for injection moulding

3.1 Processing Temperatures:	Values	Units
Feeding zone	30-50	°C
Zone 1	150-160	°C
Zone 2	160-175	°C
Zone 3	175-190	°C
Zone 4	200-215	°C
Machine nozzle	190-205	°C
Mass temperature	190-205	°C
Hot Runner System	190-210	°C
Mould temperature	20-50	°C



4. Machine settings for injection moulding

4.1 Machine settings:	Values	Units
Screw rotation speed	<250	rpm
Back pressure	30-80	bar
Shot volume (of max shot volume)	>1-3	-
Injection speed	Medium-High	-
Holding pressure level (of part max inj. press. in bar)	40-70	%
Holding pressure time (of total cooling time in sec)	20-40	%
Melt cushion (of part shot volume)	10-15	%
Ejection temperature	<120	°C

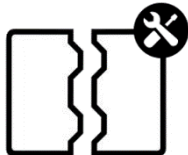
General advice: We recommend similar processing parameters to polypropylene. We also recommend cold runner systems and suitable sprue, gate and venting design to enable the optimal filling of the mould with a natural fibers reinforced polymer. If a hot runner system is used, we recommend an open gate design with a minimum gate diameter of 1mm. If possible, a pin value is recommended. In case of colouring, we recommend using high quality masterbatches with a suitable for polypropylene carrier.



1. Ensure recommended processing temperatures to avoid burning material/part
2. Free-eject should show unburned material

5. Tooling maintenance advice

- 5.1 Prior to production: To ensure optimal results, apply a conventional mould release to the tooling prior to production.
- 5.2 During production: Trifilon resins may leave natural fiber residuals on the tooling surface. These residuals are non-toxic, non-corrosive, non-oxidative and can be removed with a standard cold degreasing agent.
- 5.3 Post production: To remove any natural fiber residuals from the tooling surface, use a standard cold degreasing agent in combination with a mildly abrasive scouring pad or cloth. Follow the instructions provided with the standard degreasing agent.
- 5.4 General advice: Trifilon resins may leave natural fiber residuals on general purpose tooling steel (e.g. P20). These residuals do not damage the tooling surface and can be removed with a standard degreasing agent.



1. Natural fibers may leave residue on tooling
2. Residue is non-toxic natural waxes
3. Remove residues with degreaser or other standard mould cleaning procedures

6. Machine cleaning advice

- 6.1 Prior to production: To ensure optimal results, purge injection moulding machine with Polypropylene or relevant purging compound.
- 6.2 During production: Ensure that tooling and screw zones are set to the recommended temperatures. If tool is not filled, increase temperature stepwise. Material has a tendency to burn and therefore needs a constant melt flow. Avoid temperatures above 210°C as natural fibers in compound will begin to rapidly degrade and could ignite.
- 6.3 Post production: Ensure that injection moulding machine is purged with Polypropylene or relevant purging compound.
- 6.4 General advice: To avoid risk of material degradation and possible risk of pyrolysis, the dwell time of the material inside the machine should be minimized as much as possible.

Legal notice

The above listed figures should be regarded as informational guide values only. Under certain conditions the material properties can be influenced to a significant degree by the processing methods and conditions. Neither Trifilon nor its distribution partners are responsible or liable for the accuracy of the information provided above. Neither shall Trifilon nor its distribution partners be responsible for the use of this information or any product, method or processing equipment described in this document. Any material properties and characteristics of products supplied by Trifilon, including technical advice on applications whether verbally, in writing or by testing the product, is given to the best of our knowledge. It does not exempt the buyer from carrying out their own investigations and tests in order to ascertain the product's specific suitability for the purpose intended. The buyer is solely responsible for the application, utilization and processing of the product, and must observe the laws and government regulations and the consequential rights of third parties. Trifilon expressly advises against the use of this product in any medical, pharmaceutical or diagnostic application. At all times our Conditions of Sale apply. The brands "Trifilon" are registered trademarks of Trifilon AB, according to the international 'Nice-Classifications' (NCL9), 01, 09, 12.

Trifilon AB | Flättnaleden 6 | 611 45 Nyköping | Sweden
Contact: info@trifilon.com